



PlinEasy

常州联盛光电科技有限公司

CHANGZHOU LIANSHENG PHOTOELECTRIC
TECHNOLOGY CO., LTD



**PERFECT LINE LASER -
EASY WORK !**

完美激光线让你的工作变得简单!



ABOUT US

PlinEasy is a manufacturer and developer of professional hand tools.

PlinEasy has been committed to the development and manufacture of laser instruments, range finders, marking measurement, detectors, infrared detection and other products, CE, FCC, EN60825, FDA, REACH, ROHS certificated.

PlinEasy has a professional R&D team serving the world's famous brands, mature technology, and exquisite craftsmanship. The products sold are deeply loved by consumers all over the world.

The mission of PlinEasy: to develop and manufacture a series of product line tools to make the work easier and faster.



**LINE LASER
LEVEL
SERIES**


LINE LASER LEVEL SERIES



LL-T1 Cross Line Laser (1V1H)

FEATURES:

1. Laser brightness adjustable 3 gears Energy saving mode.
2. Double condenser lens, object modes, Horizontal or vertical or cross line laser can be selected.
3. The vertical line passes through the ceiling, easy for ceiling construction laying process
4. Long time working 4*2*1.5V AA batteries.
5. Pulse mold.
6. Low power indicator.



SPECIFICATIONS:

Laser Wavelength	Red beam: 635nm Green beam: 505-530nm
H/V Accuracy	±2mm/10m
Self-leveling range	4°±1°
Working Range	Green: 30m / Red: 15m
Power supply	2*1.5V AA
Operating temperature	-10° C to 50°C
Mount Size	1/4-20 mounting thread
IP Rating	IP54

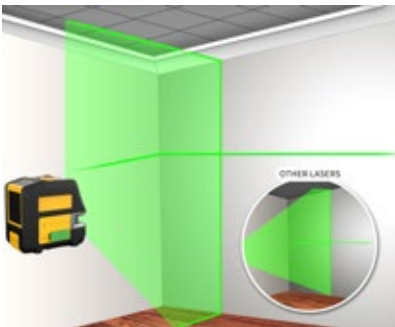
LINE LASER LEVEL SERIES



LS-T1 Cross Line Laser (1V1H)

FEATURES:

1. Super bright line laser, laser brightness adjustable 3 gears Energy saving mode.
2. Double condenser lens, object modes, Horizontal or vertical or cross line laser can be selected.
3. The vertical line passes through the ceiling, easy for ceiling construction laying process.
4. Long time working 3600Mah Polymer lithium battery.
5. Pulse mold.
6. Low power indicator.



SPECIFICATIONS:

Laser Wavelength	Red beam: 635nm Green beam: 505-530nm
H/V Accuracy	±2mm/10m
Self-leveling range	4°±1°
Working Range	Green: 30m / Red: 15m
Power supply	3600Mah Polymer lithium battery
Operating temperature	-10° C to 50°C
Mount Size	1/4-20 mounting thread
IP Rating	IP54

LINE LASER LEVEL SERIES



LL-T2 Cross Line Laser (1V1H)

FEATURES:

1. Adjustable brightness saving power mold 4 gears.
2. Self leveling and Manual mold ,ideal for tilting laser lines manually at any angle.
3. Pulse function.
4. 3 proof design IP54.
5. Low power indicator.
6. Self leveling time only 2s.



SPECIFICATIONS:

Laser Wavelength	Red beam: 635nm Green beam: 505-530nm
H/V Accuracy	±2mm/5m
Self-leveling range	4°±1°
Working Range	Green: 30m / Red: 15m
Power supply	2*1.5V AA(not include)
Operating temperature	-10° C to 50°C
Mount Size	1/4-20 mounting thread
IP Rating	IP54

LINE LASER LEVEL SERIES



LS-T2 Cross Line Laser (1V1H)

FEATURES:

1. Adjustable brightness saving power mold 4 gears.
2. Self leveling and Manual mold ,ideal for tilting laser lines manually at any angle.
3. Pulse function.
4. 3 proof design IP54.
5. Low power indicator.
6. Self leveling time only 2s.



SPECIFICATIONS:

Laser Wavelength	Red beam: 635nm Green beam: 505-530nm
H/V Accuracy	±2mm/5m
Self-leveling range	4°±1°
Working Range	Green: 30m / Red: 15m
Power supply	2*1.5V AA(not include)
Operating temperature	-10° C to 50°C
Mount Size	1/4-20 mounting thread
IP Rating	IP54

LINE LASER LEVEL SERIES



LS-1V1H2PG Cross Line Laser with two dots (1V1H2DOTS)

FEATURES:

1. Adjustable brightness saving power mold 4 gears.
2. Self leveling and Manual mold, ideal for tilting laser lines manually at any angle.
3. Pulse function.
4. 3 proof design IP54.
5. Low power indicator.
6. Self leveling time only 2s.
7. Up and down double red dots.



SPECIFICATIONS:

Laser Wavelength	Red beam: 635nm Green beam: 505-530nm
H/V Accuracy	±2mm/5m
Dot Accuracy	±4mm/10m
Self-leveling range	4°±1°
Working Range	Green: 30m / Red: 15m
Power supply	2*1.5V AA(not include)
Operating temperature	-10° C to 50°C
Mount Size	1/4-20 mounting thread
IP Rating	IP54


LINE LASER LEVEL SERIES



LS-1C1V 5 LINE LASER (1H*360°-1V)

FEATURES:

1. 360-Degree horizontal line & one 140° vertical green beams.
2. Power saving outdoor pulse mode.
3. Self leveling and Manual mold, ideal for tilting laser lines manually at any angle.
4. Triple power and Type C charging with 3600Mah Polymer lithium battery.
5. IP54 water/dust resistance.



SPECIFICATIONS:

Laser Wavelength	Red beam: 635nm Green beam: 505-530nm
H/V Accuracy	±3mm/10m
Self-leveling range	4°±1°
Working Range	Green: 30m / Red: 15m
Power supply	li battery included
Operating temperature	-10° C to 50°C
Mount Size	1/4-20 mounting thread
IP Rating	IP54


LINE LASER LEVEL SERIES



LD-3FG Mini 3*360° LASER LEVEL (2V*360° -1V*360°-6CROSS)

FEATURES:

1. Small size, easy to hold in one hand.
2. Double color coating, fully covered soft rubber design, firm and fall resistant.
3. USB charging design, convenient and fast.
4. Large capacity polymer lithium battery pack, residual power display design.
5. The laser brightness is adjustable in 2 gears.
6. Pulse mode, diagonal mode and automatic leveling mode.



SPECIFICATIONS:

Laser Wavelength	Green beam: 515nm Red beam: 635nm
H/V Accuracy	±3mm/10m
Self-leveling range	4°±1°
Working Range	Green: 30m / Red: 15m
Power supply	3600Mah Polymer lithium battery
Operating temperature	-10° C to 50°C
Mount Size	1/4-20 mounting thread
IP Rating	IP54

LINE LASER LEVEL SERIES



LS-3JG Mini 3*360° LASER LEVEL (2V*360° -1V*360°-6CROSS)

FEATURES:

1. Small size, easy to hold in one hand.
2. Double color coating, fully covered soft rubber design, firm and fall resistant.
3. USB charging design, convenient and fast.
4. Large capacity polymer lithium battery pack, residual power display design.
5. The laser brightness is adjustable in 2 gears.
6. Pulse mode, diagonal mode and automatic leveling mode.



SPECIFICATIONS:

Laser Wavelength	Green beam: 515nm Red beam: 635nm
H/V Accuracy	±3mm/10m
Self-leveling range	4°±1°
Working Range	Green: 30m / Red: 15m
Power supply	3600Mah Polymer lithium battery
Operating temperature	-10° C to 50°C
Mount Size	1/4-20 mounting thread
IP Rating	IP54

LINE LASER LEVEL SERIES



LL-3DG 3*360° LASER LEVEL (2V*360° -1H*360°-6CROSS)

FEATURES:

1. Multifunctional laser tools 3*360° 3D green beam.
2. Power saving outdoor pulse mode.
3. Self leveling and Manual mold, ideal for tilting laser lines manually at any angle.
4. Triple power 2600mah*2pcs battery cell pack, can take out for usb charging, with remain power display.
5. IP54 water/dust resistance ensures you work well in hazardous working conditions.



SPECIFICATIONS:

Laser Wavelength	Green beam: 520nm
H/V Accuracy	±3mm/10m
Self-leveling range	4°±1°
Working Range	Green: 30m
Power supply	Li battery included
Operating temperature	-10° C to 50°C
Mount Size	1/4-20 mounting thread
IP Rating	IP54


LINE LASER LEVEL SERIES



LL-3CG 3*360° LASER LEVEL (2V*360° -1H*360°-6CROSS)

FEATURES:

1. Multifunctional laser tools 3*360° 3D green beam.
2. Power saving outdoor pulse mode.
3. Self leveling and Manual mold, ideal for tilting laser lines manually at any angle.
4. Triple power and Type C charging. 12-25hours working time.
5. Strong over-molded metal top laser window with IP54 water/dust resistance ensures you work well in hazardous working conditions.
6. 1/4" and 5/8" mounting threads to suit different tripods.



SPECIFICATIONS:

Laser Wavelength	520nm
Leveling Accuracy	±3mm/10m
Horizontal/Vertical Accuracy	±3mm/10m
Leveling/Compensation Range	4°±1°
Working Distance	30M, 60M pulse mold
Operating Time	12.5hours with all laser beams on 25hours under pulse mold.
Power Source	Li-ion battery 7800Mah
IP Rating	IP54
Operation Temperature Range	-10°C~ 50°C
Mount Size	1/4 and 5/8"

LINE LASER LEVEL SERIES



LP-1C1V2PG 5 LINE LASER & 2Dots (1H*360°-1V-2 Dots)

FEATURES:

1. 360-Degree horizontal line & one 140° vertical green beams with up and down two dots.
2. Power saving outdoor pulse mode.
3. Self leveling and Manual mold, ideal for tilting laser lines manually at any angle.
4. Triple power and Type C charging. battery lasts 25hours under the situation of pulse mold, with battery status indicator on the device. With USB charging function, this laser tool can be used at job site with direct input charging even if take out the battery.
5. Strong over-molded metal top laser window with IP54 water/dust resistance ensures you work well in hazardous working conditions.
6. 1/4" and 5/8" mounting threads to suit different tripods.



SPECIFICATIONS:

Laser Wavelength	Green beam: 520nm Red beam: 635nm
H/V Accuracy	±3mm/10m dots: 2.5mm/5m
Self-leveling range	4°±1°
Working Range	Green: 30m / Red: 15m
Power supply	li battery included
Operating temperature	-10° C to 50°C
Mount Size	1/4-20 & 5/8" mounting thread
IP Rating	IP54

LINE LASER LEVEL SERIES



LL-1C1V2PG Cross Line Laser with two dots (1V1H2DOTS)

FEATURES:

1. 360-Degree horizontal line & one 140° vertical green beams with up and down two dots.
2. Power saving outdoor pulse mode.
3. Self leveling and Manual mold, ideal for tilting laser lines manually at any angle.
4. Strong over-molded metal top laser window with IP54 water/dust resistance ensures you work well in hazardous working conditions.
5. 1/4" mounting threads to suit different tripods.



SPECIFICATIONS:

Laser Wavelength	Green beam: 515nm Red beam: 635nm
H/V Accuracy	±3mm/10m dots: 2.5mm/5m
Self-leveling range	4°±1°
Working Range	Green: 30m / Red: 15m
Power supply	4*1.5V AA batteries
Operating temperature	-10° C to 50°C
Mount Size	1/4-20 mounting thread
IP Rating	IP54

LINE LASER LEVEL SERIES



LL-4CG 4*360° LASER LEVEL

FEATURES:

1. 4 X 360° WITH TOP & FLOOR LINE LASER: This laser tool provides four 360 planes of laser light.
2. LCD DISPLAY : LCD screen to easily get the status of the battery, angle, pendulum and pulse mode on the display.
3. TRIPLE POWER METHODS&TYPE-C CHARGING PORT: 4000mah Li-ion battery,or the battery case which can purchase 18650 battery cell in local to insert the battery case. Machine with type C charging port.
4. MULTIFUNCTIONAL LASER TOOL: The line laser will keep when out of self-leveling range $\pm 4^\circ$. Once pendulum locked, it switches to manual mode to lock lines for use at any angle. Pulse mode extends laser range up to 200Ft.
5. MAGNETIC BRACKET&DURABLE DESIGN: Strong magnetic bracket allows for quick positioning to metal surfaces ,1/4" and 5/8" mounting threads to suit different tripods.



SPECIFICATIONS:

Laser Wavelength	Green beam: 515nm Red beam: 635nm
H/V Accuracy	$\pm 3\text{mm}/10\text{m}$
Self-leveling range	$4^\circ \pm 1^\circ$
Working Range	Green: 30m / Red: 15m
Power supply	4000mAh Li battery
Operating temperature	-10°C to 50°C
Mount Size	1/4-20 & 5/8" mounting thread
IP Rating	IP54

**LASER
DISTANCE
METER
SERIES**



LASER DISTANCE METER SERIES



Portable Pocket Mini Series



1. Press the button to power on/measure distance.
2. Long press it for 2 seconds to change datum.
3. Long press for 3 seconds to power off.

SPECIFICATIONS:

Mode	S1 (30; 40m)	Measures volume	X
Measuring accuracy	±2mm	Measures Indirect-pythagoras	X
Measuring unit	m/ft/in/ft+in	Add,subtract	X
Measuring range	0.05-30, 40m	Change Starting point	√
Measuring time	0.03s-3s	20 memories	X
Laser grade	II	Backlit screen display	√
Laser type	630-650nm; p<1mw	Button's servive life	one million times
Display size	1.4inch screen	Battery type	2*1.5V; AAA / 200mAh
Water-proof and dust-proof grade	Ip54	Battery life	Max 8000
Laser auto shut-down	15s	Working temperature range	0°C-40°C
Auto shut-down	45s	Storage temperature range	-20°C-60°C
Measures distance	√	Product size	100*35*21mm
Measures area	X	Weight	45g

LASER DISTANCE METER SERIES



Portable Pocket Mini Series



SPECIFICATIONS:

Mode	S1P (30; 40; 60; 80m)	Measures volume	✓
Measuring accuracy	±2mm	Measures Indirect-pythagoras	✓
Measuring unit	m/ft/in/ft+in	Add,subtract	✓
Measuring range	0.05-30, 40, 60, 80m	Change Starting point	✓
Measuring time	0.03s-3s	20 memories	X
Laser grade	II	Backlit screen display	✓
Laser type	630-650nm; p<1mw	Button's servive life	one million times
Display size	1.4inch screen	Battery type	2*1.5V; AAA / 200mAh
Water-proof and dust-proof grade	Ip54	Battery life	Max 8000
Laser auto shut-down	15s	Working temperature range	0°C-40°C
Auto shut-down	45s	Storage temperature range	-20°C-60°C
Measures distance	✓	Product size	100*35*21mm
Measures area	X	Weight	45g

LASER DISTANCE METER SERIES



Portable Mini Model



SPECIFICATIONS:

Mode	S3A (30; 40m)	Measures volume	✓
Measuring accuracy	±2mm	Measures Indirect-pythagoras	✓
Measuring unit	m/ft/in/ft+in	Add,subtract	✓
Measuring range	0.05-30, 40m	Change Starting point	✓
Measuring time	0.03s-3s	20 memories	X
Laser grade	II	Backlit screen display	✓
Laser type	630-650nm; p<1mw	Button's servive life	one million times
Display size	0.98inch screen	Battery type	Lithium battery 180mAH
Water-proof and dust-proof grade	/	Battery life	Max 3000
Laser auto shut-down	15s	Working temperature range	0°C-40°C
Auto shut-down	45s	Storage temperature range	-20°C-60°C
Measures distance	✓	Product size	100*30*12mm
Measures area	✓	Weight	26g

LASER DISTANCE METER SERIES



Portable Pocket Mini Series



SPECIFICATIONS:

Mode	S1P (30; 40; 60; 80m)	Measures volume	√
Measuring accuracy	±2mm	Measures Indirect-pythagoras	√
Measuring unit	m/ft/in/ft+in	Add,subtract	√
Measuring range	0.05-30, 40, 60, 80m	Change Starting point	√
Measuring time	0.03s-3s	20 memories	X
Laser grade	II	Backlit screen display	√
Laser type	630-650nm; p<1mw	Button's servive life	one million times
Display size	1.4inch screen	Battery type	2*1.5V; AAA / 200mAh
Water-proof and dust-proof grade	Ip54	Battery life	Max 8000
Laser auto shut-down	15s	Working temperature range	0°C-40°C
Auto shut-down	45s	Storage temperature range	-20°C-60°C
Measures distance	√	Product size	100*35*21mm
Measures area	√	Weight	45g

LASER DISTANCE METER SERIES



Classic Model



SPECIFICATIONS:

Mode	S2 (40; 60; 80; 100m)	Measures volume	✓
Measuring accuracy	±1.5mm	Measures Indirect-pythagoras	✓
Measuring unit	m/ft/in/ft+in	Add,subtract	✓
Measuring range	0.05-40; 60; 80; 100m	Change Starting point	✓
Measuring time	0.03s-3s	20 memories	✓
Laser grade	II	Backlit screen display	✓
Laser type	630-650nm; p<1mw	Button's servive life	one million times
Display size	2inch screen	Battery type	2*1.5V; AAA / 200mAh
Water-proof and dust-proof grade	Ip54	Battery life	Max 6000
Laser auto shut-down	15s	Working temperature range	0°C-40°C
Auto shut-down	45s	Storage temperature range	-20°C-60°C
Measures distance	✓	Product size	120*54*29mm
Measures area	✓	Weight	88g/92g

LASER DISTANCE METER SERIES



Classic Model




SPECIFICATIONS:

Mode	S2A (40; 60; 80; 100m)	Measures volume	✓
Measuring accuracy	±1.5mm	Measures Indirect-pythagoras	✓
Measuring unit	m/ft/in/ft+in	Add,subtract	✓
Measuring range	0.05-40; 60; 80; 100m	Change Starting point	✓
Measuring time	0.03s-3s	20 memories	✓
Laser grade	II	Backlit screen display	✓
Laser type	630-650nm; p<1mw	Button's servive life	one million times
Display size	2inch screen	Battery type	2*1.5V; AAA / 200mAh
Water-proof and dust-proof grade	Ip54	Battery life	Max 6000
Laser auto shut-down	15s	Working temperature range	0°C-40°C
Auto shut-down	45s	Storage temperature range	-20°C-60°C
Measures distance	✓	Product size	120*54*29mm
Measures area	✓	Weight	88g/92g

LASER DISTANCE METER SERIES



Basic Model
The operation is simple, practical and accurate



SPECIFICATIONS:

Mode	S5 (40; 60; 80m)	Measures volume	✓
Measuring accuracy	±2mm	Measures Indirect-pythagoras	✓
Measuring unit	m/ft/in/ft+in	Add,subtract	✓
Measuring range	0.05-40; 60; 80m	Change Starting point	✓
Measuring time	0.03s-3s	20 memories	✓
Laser grade	II	Backlit screen display	✓
Laser type	630-650nm; p<1mw	Button's servive life	one million times
Display size	2inch screen	Battery type	2*1.5V; AAA
Water-proof and dust-proof grade	Ip54	Battery life	Max 8000
Laser auto shut-down	15s	Working temperature range	0°C-40°C
Auto shut-down	45s	Storage temperature range	-20°C-60°C
Measures distance	✓	Product size	115*52*26mm
Measures area	✓	Weight	71g/73g

LASER DISTANCE METER SERIES



Professional model
Support the Use of a tripod
The whole body soft rubber protection



SPECIFICATIONS:

Mode	S6 (50; 70; 100m)	Measures volume	✓
Measuring accuracy	±1.5mm	Measures Indirect-pythagoras	✓
Measuring unit	m/ft/in	Add,subtract	✓
Measuring range	0.05-50; 70; 100m	Change Starting point	✓
Measuring time	0.03s-3s	20 memories	✓
Laser grade	II	Backlit screen display	✓
Laser type	630-650nm; p<1mw	Button's servive life	one million times
Display size	2inch screen	Battery type	2*1.5V; AAA
Water-proof and dust-proof grade	Ip54	Battery life	Max 6000
Laser auto shut-down	15s	Working temperature range	0°C-40°C
Auto shut-down	45s	Storage temperature range	-20°C-60°C
Measures distance	✓	Product size	120*57*31mm
Measures area	✓	Weight	96g/100g

LASER DISTANCE METER SERIES



Professional model
 Usb-Charge
 Support the Use of a tripod
 Dual power supply



SPECIFICATIONS:

Mode	S6 (50; 70; 100m)	Measures volume	✓
Measuring accuracy	±1.5mm	Measures Indirect-pythagoras	✓
Measuring unit	m/ft/in	Add,subtract	✓
Measuring range	0.05-50; 70; 100m	Change Starting point	✓
Measuring time	0.03s-3s	20 memories	✓
Laser grade	II	Backlit screen display	✓
Laser type	630-650nm; p<1mw	Button's servive life	one million times
Display size	2inch screen	Battery type	2*1.2V NI-H
Water-proof and dust-proof grade	Ip54	Power supply mode	USB direct charging
Laser auto shut-down	15s	Working temperature range	0°C-40°C
Auto shut-down	45s	Storage temperature range	-20°C-60°C
Measures distance	✓	Product size	120*57*31mm
Measures area	✓	Weight	98g/102g

LASER DISTANCE METER SERIES



Green Laser



SPECIFICATIONS:

Mode	S6A (50; 70; 100m)	Measures volume	✓
Measuring accuracy	±1.5mm	Measures Indirect-pythagoras	✓
Measuring unit	m/ft/in	Add,subtract	✓
Measuring range	0.05-50; 70; 100m	Change Starting point	✓
Measuring time	0.03s-3s	20 memories	✓
Laser grade	II	Backlit screen display	✓
Laser type	630-680nm; p<1mw	Button's servive life	one million times
Display size	1.4inch screen	Battery type	2*1.2V Ni-H
Water-proof and dust-proof grade	Ip54	Battery life	Max 6000
Laser auto shut-down	15s	Working temperature range	0°C-40°C
Auto shut-down	45s	Storage temperature range	-20°C-60°C
Measures distance	✓	Product size	120*57*31mm
Measures area	✓	Weight	100g

LASER DISTANCE METER SERIES



CAMERA Laser distance meter (H-80, H-160, H200-G)



SPECIFICATIONS:

Mode	H-80, H-160, H200-G	Measures volume	✓
Measuring accuracy	±1.5mm	Measures Indirect-pythagoras	✓
Measuring unit	m/ft/in/ft+in	Add,subtract	✓
Measuring range	0.05-200m	Change Starting point	✓
Measuring time	0.4~3.5s	20 memories	✓
Laser grade	II	Backlit screen display	✓
Laser type	630-680nm; p<1mw	Button's servive life	one million times
Display size	1.4inch screen	Battery type	LI-ION
Water-proof and dust-proof grade	Ip50	Battery life	Max 5000
Laser auto shut-down	15s	Working temperature range	0°C-40°C
Auto shut-down	45s	Storage temperature range	-10°C-60°C
Measures distance	✓	Product size	134*56*27mm
Measures area	✓	Weight	-

LASER DISTANCE METER SERIES



SPECIFICATIONS:

Mode	S8 (40;50;60;70;80;100m)	Measures volume	✓
Measuring accuracy	±1.5mm	Measures Indirect-pythagoras	✓
Measuring unit	m/ft /in/ft+in	Add,subtract	✓
Measuring range	0.05-100m	Change Starting point	✓
Measuring time	0.03s-3s	20 memories	✓
Laser grade	II	Backlit screen display	✓
Laser type	630-650nm; p<1mw	Button's servive life	one million times
Display size	2.2inch screen	Battery type	2*1.5V; AAA / 500mAh
Water-proof and dust-proof grade	Ip54	Battery life	Max 6000
Laser auto shut-down	15s	Working temperature range	0°C-40°C
Auto shut-down	45s	Storage temperature range	-20°C-60°C
Measures distance	✓	Product size	115*50*27mm
Measures area	✓	Weight	90g

LASER DISTANCE METER SERIES



SPECIFICATIONS:

Mode	S8B (50;70;100;120m)	Measures volume	✓
Measuring accuracy	±1.5mm	Measures Indirect-pythagoras	✓
Measuring unit	m/ft /in	Add,subtract	✓
Measuring range	0.05-100m	Change Starting point	✓
Measuring time	0.03s-3s	20 memories	✓
Laser grade	II	Backlit screen display	✓
Laser type	630-650nm; p<1mw	Electronic angle	±90°
Display size	2.2inch screen	Battery type	2*1.5V; AAA / 500mAh
Water-proof and dust-proof grade	Ip54	Battery life	Max 6000
Laser auto shut-down	15s	Working temperature range	0°C-40°C
Auto shut-down	45s	Storage temperature range	-20°C-60°C
Measures distance	✓	Product size	115*50*27mm
Measures area	✓	Weight	90g

LASER DISTANCE METER SERIES

Laser Distance
Tape40m+5m



SPECIFICATIONS:

Mode	S7 (30; 40m)	Measures volume	X
Measuring accuracy	±2mm	Measures Indirect-pythagoras	X
Measuring unit	m/ft /in/ft+in	Add,subtract	X
Measuring range	0.05-30; 40m	Change Starting point	√
Measuring time	0.03s-3s	20 memories	X
Laser grade	II	Backlit screen display	√
Laser type	520-670nm; p<1mw	Button's servive life	One million times
Display size	0.8inch screen	LI-ION, 3.7V	180MAH
Measuring Range of Tape Measurer	5m	Battery life	Max 3000
Laser auto shut-down	15s	Working temperature range	0°C-40°C
Auto shut-down	45s	Storage temperature range	-20°C-60°C
Measures distance	√	Product size	75*75*43mm
Measures area	-	Weight	225g

LASER DISTANCE METER SERIES



Laser Distance Tape+5m Tape



SPECIFICATIONS:

Mode	S7A (30; 40m)	Measures volume	X
Measuring accuracy	±2mm	Measures Indirect-pythagoras	X
Measuring unit	m/ft /in/ft+in	Add,subtract	X
Measuring range	0.05-30; 40m	Change Starting point	√
Measuring time	0.03s-3s	20 memories	X
Laser grade	II	Backlit screen display	√
Laser type	520-670nm; p<1mw	Button's servive life	One million times
Display size	0.8inch screen	LI-ION, 3.7V	250MAH
Measuring Range of Tape Measurer	5m	Battery life	Max 6000
Laser auto shut-down	15s	Working temperature range	0°C-40°C
Auto shut-down	45s	Storage temperature range	-20°C-60°C
Measures distance	√	Product size	85*75*43mm
Measures area	-	Weight	280g



**ROTARY
LASER
SERIES**


ROTARY LASER SERIES



RL300H /RL300HV

FEATURES:

1. Simple to use and intuitive manual mode for cross-axis sloping setup as well as fast self-(re) leveling.
2. Rugged construction and dual handle set with strong tough grip and the IP66 debris/water resistance rating guarantees and differentiates the brand from competitors.
3. Cutting-edge laser beam reception/detection technology along with super precise collimation of laser beam allows its operating range up to 400m, radius with detector/receiver.
4. The HV Model, (HV is short for Horizontal and Vertical) allows users to do both vertical and horizontal applications.
5. Dual power supply options are available, either a 10000mA capacity lithium ion battery pack or 4x1.5V dry cell pack.
6. Stability and reliability of accuracy is completely guaranteed.



SPECIFICATIONS:

Laser Class	Class II
Laser Wavelength	Red/Green beam: 635-520nm
H/V Accuracy	H:±1mm@10m(±20") / V:±1.5mm@10m(±30")
Exit diameter	4mm
Rotation – RPS	0, 150, 300, 600 RPM
Scanning – degrees	15, 30, 60 Degrees
Compensation range	±5°
Leveling time	<20s
Working with detector	>300m
Power supply	lithium battery optional, 4pcs dry battery
Battery life	Red beam > 60Hrs / Green beam > 40Hrs
Operating temperature	-20°C-50°C
IP Rating	IP66

DETECTOR SERIRS



Moister Meter

FEATURES:

Material No.: 6mode.

1. Beech, spruce, larch, birch, cherry, walnut oak, pine, maple, ash-tree.
2. Cement screed, concrete.
3. Anhydrite screed.
4. Cement mortar.
5. Lime mortar, plaster.
6. Bricks.

SPECIFICATIONS:

Item No.	DV-SD1401A	Moister Measuring Range	0~46%
Battery	9V DC 6F22/6LR61	Accuracy	±2%
Operating Temperature	-10~45 °C	Resolution	0.1%
Display	LCD	Temperature Range	-10~45°C
Low Battery Indicator	√	Accuracy	±2°C
Size	137.5x52.5x31mm	°F/°C Switchable	√
Authentication	CE/EMC		

DETECTOR SERIRS



Moister Meter

FEATURES:

Material No.: 6mode

1. Beech, spruce, larch, birch, cherry, walnut oak, pine, maple, ash-tree, douglas fir.
2. Cement screed, concrete, plaster.
3. Anhydrite screed.
4. Cement mortar.
5. Lime mortar.
6. Bricks.

SPECIFICATIONS:

Item No.	DV-SD1701A	Moister Measuring Range	0~50%
Battery	4* 1.5V AAA DC	Accuracy	±2%
Operating Temperature	0~50 °C	Resolution	0.1%
Display	LCD	Temperature Range	-10~45°C
Low Battery Indicator	√	Accuracy	±2°C
Size	135.5x48x26mm	°F/°C Switchable	√
Authentication	CE/EMC		

DETECTOR SERIRS



Infrared Thermometer

FEATURES:

1. This infrared thermometer is used for measuring the temperature of the object's surface, which is applicable for various hot, hazardous or hard-to reach objects without contact safely and quickly.
2. This unit consist of Optics, Temperature Sensor Signal amplifier, Processing circuit and LCD Display. The Optics collected the infrared energy emitted by object and focus onto the Sensor. Then the sensor translates the energy into an electricity signal. This signal will be turned out to be digital shown on the LCD after the signal amplifier and processing circuit.

SPECIFICATIONS:

Item No.	DV-2013LT	Laser Pointer Laser Wavelength	630~650nm
Battery	9V DC 6F22/6LR61	Laser Power	<1mW
Operating Temperature	-10~45 °C	Class	II
Display	LCD	Temperature Range	-50~380°C
Low Battery Indicator	√	Accuracy	±2°C or ±2% reading ±4°F(2°C)
Size	178x123x45mm	Continuous scan possible	Emissivity: 0.95, Response time: 500ms
Authentication	CE/EMC	Auto Power Off	After 10 seconds of inactivity

DETECTOR SERIRS



Stud Sensor

FEATURES:

1. It is used to find the wood, metal studs and joists .when you are doing the following jobs:
 - a. Hang cabinets and shelves securely.
 - b. Hang pictures and mirrors.
 - c. Install ceiling fans and chandeliers.
 - d. Install drapery rods and closet organizers.
 - e. Install plant hangers, towel bars.
 - f. Anchor machinery or furniture to walls.
 - g. Find metal pipes behind tile and in concrete.
 - h. Locates standard household wiring.
2. Ergonomically designed hand-grips provide comfort for prolonged use.
3. No guesswork, LED and audio signal indicate precisely when the edge of a stud has been found.
4. Automatic calibration.
5. Pencil line to easily mark location of stud edges.
6. Low battery indication.

SPECIFICATIONS:

Item No.	DV-2012JD	Stud scan	MODE: Stud scan Detecting depth: 19mm Detecting accuracy: 3mm
Battery	9V DC 6F22/6LR61		
Humidity	0~60% RH		
Display	LED		
Low Battery Indicator	√		
Operating temperature	0-45°C		
Size	150x65x45mm		
Authentication	CE/EMC		

DETECTOR SERIRS



Stud Sensor

FEATURES:

1. It is used to find the wood, metal studs and joists, AC live wires when you are doing the following jobs:
 - a. Hang cabinets and shelves securely.
 - b. Hang pictures and mirrors.
 - c. Install ceiling fans and chandeliers.
 - d. Install drapery rods and closet organizers.
 - e. Install plant hangers, towel bars.
 - f. Anchor machinery or furniture to walls.
 - g. Find metal pipes behind tile and in concrete.
 - h. Locates standard household wiring.
2. Ergonomically designed hand-grips provide comfort for prolonged use.
3. No guesswork, LED and audio signal indicate precisely when the edge of a stud has been found.
4. Automatic calibration.
5. Pencil line to easily mark location of stud edges.
6. Low battery indication.

SPECIFICATIONS:

Item No.	DV-100D	Stud scan	MODE: Stud scan Detecting depth: 19mm Detecting accuracy: 3mm MODE: AC scan Detecting depth: 50mm Detecting accuracy: NA
Battery	9V DC 6F22/6LR61		
Humidity	0~60% RH		
Display	LED		
Low Battery Indicator	√		
Operating temperature	0-45°C		
Size	156x65x25mm		
Authentication	CE/EMC		

DETECTOR SERIRS



Stud Sensor

FEATURES:

1. It is used to find the wood, metal studs and joists, AC live wires when you are doing the following jobs:
 - a. Hang cabinets and shelves securely.
 - b. Hang pictures and mirrors.
 - c. Install ceiling fans and chandeliers.
 - d. Install drapery rods and closet organizers.
 - e. Install plant hangers, towel bars.
 - f. Anchor machinery or furniture to walls.
 - g. Find metal pipes behind tile and in concrete.
 - h. Locates standard household wiring.
2. Ergonomically designed hand-grips provide comfort for prolonged use.
3. No guesswork, LCD and audio signal indicate precisely when the edge of a stud has been found.
4. Automatic calibration.
5. Pencil line to easily mark location of stud edges.
6. Low battery indication.

SPECIFICATIONS:

Item No.	DV-2011B	Stud scan	MODE: Stud scan Detecting depth: 19mm Detecting accuracy: 3mm MODE: Deep scan Detecting depth: 38mm Detecting accuracy: 5mm MODE: Metal scan Detecting depth: 30mm Detecting accuracy: 6mm MODE: AC scan Detecting depth: 50mm Detecting accuracy: NA
Battery	9V DC 6F22/6LR61		
Humidity	0~60% RH		
Display	LCD		
Low Battery Indicator	√		
Operating temperature	0-45°C		
Size	152x70x30mm		
Authentication	CE/EMC		

DETECTOR SERIRS



Stud Sensor

FEATURES:

1. It is used to find the wood, metal studs and joists, AC live wires when you are doing the following jobs:
 - a. Hang cabinets and shelves securely.
 - b. Hang pictures and mirrors.
 - c. Install ceiling fans and chandeliers.
 - d. Install drapery rods and closet organizers.
 - e. Install plant hangers, towel bars.
 - f. Anchor machinery or furniture to walls.
 - g. Find metal pipes behind tile and in concrete.
 - h. Locates standard household wiring.
2. Ergonomically designed hand-grips provide comfort for prolonged use.
3. No guesswork, LCD and audio signal indicate precisely when the edge of a stud has been found.
4. Automatic calibration.
5. Pencil line to easily mark location of stud edges.
6. Low battery indication.

SPECIFICATIONS:

Item No.	DV-TC1401A	Stud scan	MODE: Stud scan Detecting depth: 19mm Detecting accuracy: 3mm MODE: Deep scan Detecting depth: 38mm Detecting accuracy: 5mm MODE: Metal scan Detecting depth: 30mm Detecting accuracy: 6mm MODE: AC scan Detecting depth: 50mm Detecting accuracy: NA
Battery	9V DC 6F22/6LR61		
Humidity	0~60% RH		
Display	LCD		
Low Battery Indicator	√		
Operating temperature	0-45°C		
Size	153x80x34mm		
Authentication	CE/EMC		

DETECTOR SERIRS



Ultrasonic Distance Measurer

FEATURES:

Ultrasonic Distance Measurer

1. Take instant measurement: press "READ" button, laser pointer will help you to aim at the target surface and release the "READ" you can get the result in one second.
2. Measure Accurately and easily.
3. Save time, improve productivity.
4. Built-in laser pointer helps you to identify the testing surface.
5. Built-in bubble level helps to aim the tool straight to the testing surface.
6. Automatic calculation of area and volume: No extra calculator is needed.
7. Auto-adding of distance when testing length exceeds the testing range.
8. Memory store and recall previous measurements.

SPECIFICATIONS:

Item No.	DV-CJ1401A	Size	153x80x41mm
Battery	9V DC 6F22/6LR61	Measuring Distance	0.5~15.2m
Humidity	80% RH	Accuracy	±1% of reading
Display	LCD	Laser Point	630~650nm
Low Battery Indicator	√	Class	II
Operating temperature	0~45°C	Max power	<1mW
Authentication	CE/EMC		

DETECTOR SERIRS



5 IN 1 Multifunction Tool

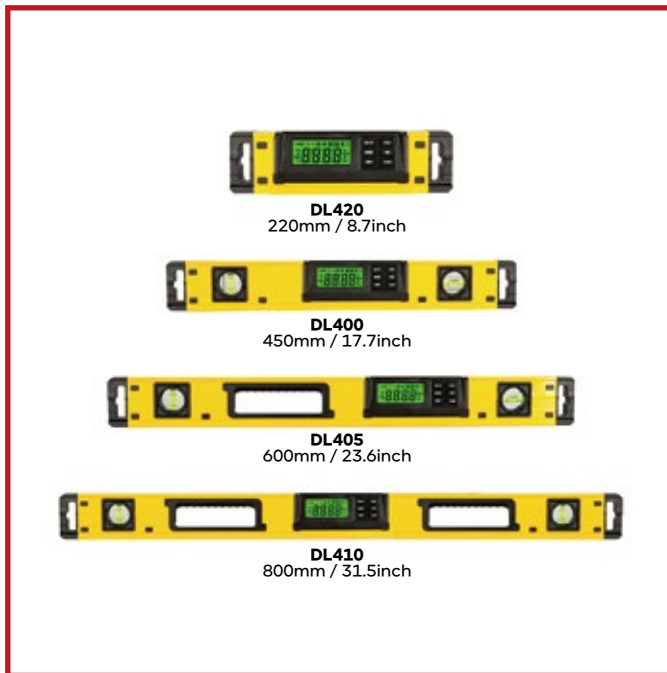
FEATURES:

1. A multi-function tool that combines stud sensor, ultrasonic distance measurer and laser level.
2. Use the "Ultrasonic Distance measurer" function to measure interior distances with the press of a button! Some distances that are difficult to measure using normal tape measure, like roof, through big hole and area where it is hard to reach. In these cases the measurement can be easily done by Ultrasonic Distance measurer.
3. Use "Sensor" function to find the wood, metal studs joists and AC live wires .
4. It can also be used as a laser level.

SPECIFICATIONS:

Item No.	DV-MD2016L	Ultrasonic distance measurer	Measuring Distance: 0.5~15.2m Accuracy: $\pm 1\%$ of reading
Battery	9V DC 6F22/6LR61	Stud scan	MODE: Stud scan Detecting depth: 24mm Detecting accuracy: 3mm MODE: Metal scan Detecting depth: 30mm Detecting accuracy: 6mm MODE: AC scan Detecting depth: 50mm Detecting accuracy: NA
Humidity	60% RH		
Display	LCD		
Low Battery Indicator	✓		
Operating temperature	0-45°C		
Size	164x480x42mm		
Authentication	CE/EMC	Laser Level	Laser Point: 630~650nm Class II Max power $\leq 1\text{mW}$ Accuracy $\pm 1.4\text{mm}/1\text{m}$

DIGITAL LEVEL SERIES



LYDL400SERIES

DESCRIPTION:

This digital level is a highly versatile leveling tool designed for fast, easy operation.

It is designed to be used by carpenters, stonemasons, bricklayers, other building trades workers, surveyors, millwrights and other metalworkers, and in some photographic or videographic work, particularly in civil engineering applications, such as building construction and steel structure erection for on-site angle alignment and leveling tasks.

FEATURES:

1. Measures angle in ° degrees, % percent, mm/m, IN/FT slope or pitch.
2. Audible tone at level, plump and setting angle.
3. Automatic shut-off after 3 minutes.
4. Set Zero function at any angle.
5. Low battery indicate.
6. Auto-reverse reading of LCD display.
7. Backlight LCD for bright values display.
8. Self checking accuracy.
9. Self calibration.
10. Hold-function to freeze the measurement.
11. Horizontal & vertical 2 vial bubbles.
12. Memory & Memory recall (8 sets values).
13. Build in magnets at the base of aluminium.
14. Operated by DC 3V (2*LR03 AAA 1.5V batteries, not included).
15. IP54 waterproof & dustproof industrial standard.



SPECIFICATIONS:

Measuring range of digital display	4×90°
Resolution of digital display	±0.05°
Precision of measurement	±0.1° at 0° & 90°; ±0.2° at other angles
Unit of measurement	° degrees / % percent / mm/m / IN/FT
Backlight	√
Buzz selectable	√
Hold function	√
0°calibration	√
Memory/ Memory recall function	√
Magnets on the bottom	√
Battery type	2x1.5V LR03 AAA batteries
Working temperature	0°C - 40°C
Storage temperature	-10°C - 50°C

DIGITAL LEVEL WITH CROSS LINE LASER SERIES



LYDL100SEREIS

FEATURES:

1. High strength aluminum alloy ruler.
2. Digital display, clear and intuitive, with high accuracy.
3. The LCD screen is illuminated and can be used normally in a dark environment. Long press the reset button to realize illuminate switch.
4. 225MM, 400MM, 600MM can be selected.
5. With a laser emitter, it could do horizontal correction and vertical I line.
6. The magnetic strip at the bottom can be adsorbed to the working face and the measurement is more accurate.
7. The digital level will be automatic power off in 3 minutes.



SPECIFICATIONS:

Measuring range of digital display	4×90°
Resolution of digital display	±0.05°
Precision of measurement	±0.2°
Repeatability	0.1°
Battery type	2*AAA batteries
Working temperature	0°C - 40°C
Working humidity	≤ 80%
Storage temperature	-20°C - 60°C

ELECTRONIC DIGITAL THEODOLITE SERIES



JFT2A-J



SPECIFICATIONS:

Image	Erect	Resolving power	6"
Magnification	30x	Type	Dual face LCD
Effective aperture	47mm	Power resource	Rechargeable Li-ion battery
Resolving power	3.75"	Voltage	DC 7.4V
Field of view	1° 30'	Image	1600mA / BDC 1600 mAh
Measuring method	Photoelectric detection by incremental encoder	Magnification	About 20 hours
Diameter	79mm	Laser optical source	Red visible laser
Min. reading	1" / 5" / 10"	Laser length of the wave	635nm
Measuring unit	360° / 400g	Laser power	10mW
Accuracy	2" / 5" / 10"	Effective Range	≥150m
Optical source	Red visible laser	Laser spot size	5nm / 100m
Laser beam	II class	Position error	≤5"
Plate vial	30" / 2mm	Power	DC 3.3V
System	Liquid-Electric Detection	Working temperature	-10°C - 45°C
Compenation range	±3'	Operating temperature	-20°C - 50°C

ELECTRONIC DIGITAL THEODOLITE SERIES



JFT2A



SPECIFICATIONS:

Image	Erect	Laser beam	II class
Magnification	30x	Plate vial	30" / 2mm
Effective aperture	47mm	System	Liquid-Electric Detection
Resolving power	3.75"	Compensation range	±3'
Field of view	1° 30'	Resolving power	6"
Measuring method	Photoelectric detection by incremental encoder	Type	Dual face LCD
Diameter	79mm	Power resource	Rechargeable Li-ion battery
Min. reading	1" / 5" / 10"	Voltage	DC 7.4V
Measuring unit	360° / 400g	Image	1600mA / BDC 1600 mAh
Accuracy	2" / 5" / 10"	Magnification	About 20 hours
Optical source	Red visible laser	Operating temperature	-20°C - 50°C

AUTO-MATIC LEVEL SERIES



AT-B4



SPECIFICATIONS:

1KM error	≤2.0mm
Magnification	24
Objective aperture	32mm
Resolution	≤4.0"
Angle of view	1° 20'
Image	Erect
Reticle	Cross reticle
Min view distance	≤0.3m
View distance error	≤ ±0.4%
Focusing error	≤1.0mm
Compensator	Magnetic damper
Compensating range	≥15'
Compensating error	≤0.5"
Setting accuracy	≤0.5"
Setting time	≤2s
Bubble	10' / 2mm
Horizontal circle graduating	360° / 400gon
Working temperature	-20°C - 50°C
Waterproof impervious	IPX6

PARAMETER AND TECHNICAL INDEX SERIES



DSZ32A



SPECIFICATIONS:

1KM error	≤2.0mm
Magnification	32
Objective aperture	42mm
Resolution	≤3.5"
Angle of view	1° 20'
Image	Erect
Reticle	Wedge
Min view distance	≤0.3m
View distance error	≤ ±0.4%
Focusing error	≤1.0mm
Compensator	Air-damper
Compensating range	≥ ±15'
Compensating error	≤0.5"
Setting accuracy	≤0.5"
Setting time	≤2s
Bubble	10' / 2mm
Horizontal circle graduating	360° / 400gon
Working temperature	-20°C - 50°C
Waterproof impervious	IP54

PARAMETER AND TECHNICAL INDEX SERIES



JFT-Z1



SPECIFICATIONS:

Standard deviation of up vertical view	1/45000
Infinity error of down viewing	1/2000
Precision of plate vial	20"/ 2mm
Telescope magnification	25x
Telescope view angle	1° 50'
Telescope objective effective aperture	36mm
Telescope shortest viewing distance	0.8m
Up laser point distance range	II
Up laser point light power	5mw
Laser optical source	Red
Laser length of the wave	635nm
Laser effective range (day)	≥120m
Laser effective range (night)	≥250m
Laser diameter	≤5mm / 80m
The error between collimation axle	≤5"
Consistency between laser axle and collimation axle	≤5"
Power	2 pcs No. 5 cells or recharged cells
Working temperature range	-20°C - 50°C
Weight	2.8kg

PARAMETER AND TECHNICAL INDEX SERIES



JFT-Z2



SPECIFICATIONS:

Standard deviation of up vertical view	1/45000
Infinity error of down viewing	1/2000
Precision of plate vial	20"/ 2mm
Telescope magnification	25x
Telescope view angle	1° 50'
Telescope objective effective aperture	36mm
Telescope shortest viewing distance	0.8m
Up laser point distance range	∞
Up laser point light power	5mw
Laser optical source	Green
Laser length of the wave	510-530nm
Laser effective range (day)	≥200m
Laser effective range (night)	≥300m
Laser diameter	≤3mm / 80m
The error between collimation axle	≤5"
Consistency between laser axle and collimation axle	≤5"
Power	2 pcs No. 5 cells or recharged cells
Working temperature range	-20°C - 50°C
Weight	2.8kg

MODELS AND TECHNICAL PARAMETERS SERIES




R400N/R600N



SPECIFICATIONS:

Distance	without prism	400m/600m	Magnification	30X
	With prism	single prism 3000m, Triangular prism 5000m	Field of view	1.5°
Accuracy	without prism	±(5mm+3ppm·D)	Resolution	3.5"
	with prism	±(2mm+2ppm·D), ±(3mm+2ppm·D)	Minimum of focusing distance	1.5m
unit		(m)/(ft)	Compensation	
Display	max	99999999.9999m	system	Single /dual spindle
	min	0.1mm	Compensation range	±3'
Normal measurement		1'(normal)0.8'(quick)	resolution	1"
Measurement time		1~99	Dispaly	
Angel measurement			type	Double LCD display
Angle measurement mode		absolute angle encoder system	Date transmission	
Diameter		79mm	Interface	USB,RS-232C
minimun reading		1"	Storage	16,000 POINTS
Display	Horizontal scale	pair-radius reading	Other	
	Vertical scale	pair-radius reading	Device	optical/laser
Accuracy		2"	Power	Rechargeable lithium battery, DC7.4V, 4000mAh
Telescope			Continuous-time	8 hours
lmgaing		Erect	Size	174X207X383mm
Tube length		170mm	Weight	6.8kg
Objective aperture		48mm	Working temperture	-20°C~50°C

MODELS AND TECHNICAL PARAMETERS SERIES



R800N/R1000N



















SPECIFICATIONS:

Distance	without prism	800m/1000m	Magnification	30X
	With prism	single prism 3000m, Triangular prism 5000m	Field of view	1.5°
Accuracy	without prism	±(5mm+3ppm·D)	Resolution	3.5"
	with prism	±(2mm+2ppm·D), ±(3mm+2ppm·D)	Minimum of focusing distance	1.5m
unit		(m)/(ft)	Compensation	
Display	max	99999999.9999m	system	Single /dual spindle
	min	0.1mm	Compensation range	±3'
Normal measurement		1'(normal)0.8'(quick)	resolution	1"
Measurement time		1~99	Dispaly	
Angel measurement			type	Double LCD display
Angle measurement mode		absolute angle encoder system	Date transmission	
Diameter		79mm	Interface	USB,RS-232C
minimun reading		1"	Storage	16,000 POINTS
Display	Horizontal scale	pair-radius reading	Other	
	Vertical scale	pair-radius reading	Device	optical/laser
Accuracy		2"	Power	Rechargeable lithium battery, DC7.4V,4000mAh
Telescope			Continuous-time	8 hours
lmgaing		Erect	Size	174X207X383mm
Tube length		170mm	Weight	6.8kg
Objective aperture		48mm	Working temperture	-20°C~50°C

ACCESSORIES

			
LSB01	LSB02	LSB03	LSB04
			
LSB05	LSB06	LSBC01	LSC01
			
LSC02	LSC03	LSDT01G	LSDT01R
			
LSG01	LSMB01	LSMB02	LSMBC01
			
LSMBC02	LSMBC03	LSMBC04	LSMBC05

ACCESSORIES

 <p>LSRB01</p>	 <p>LSRB02</p>	 <p>LSRB03</p>	 <p>LSTP01</p>
 <p>LSTR21S</p>	 <p>LSTR31S</p>	 <p>LSTR41S</p>	 <p>LSTR51S</p>
 <p>LSTR71S</p>	 <p>LSTR100S</p>	 <p>LSTR110S</p>	 <p>LSYZ10</p>
 <p>LSYZ30</p>	 <p>LSZCG-300</p>	 <p>LS111S</p>	 <p>LSTL01</p>



E-mail

wendy@plineasy.com

Tel

+86-519-88879350

Mob/Whatsapp

+86-18279183050

Fax

+86-519-88879351

Factory Address

2nd floor,building 6, hanjiang road
128, xinbei district, Changzhou city,
Jiangsu province, China

Office Address

B901, block B, Wandu Commercial
Plaza, No.388 Heping Middle Road,
Tianning, Changzhou



WhatsApp



Wechat